



MONTHLY MEMBERSHIP PROGRESS REPORT

District 25 G

Results as of: 09/30/2017

GMT: STEVE ANTON

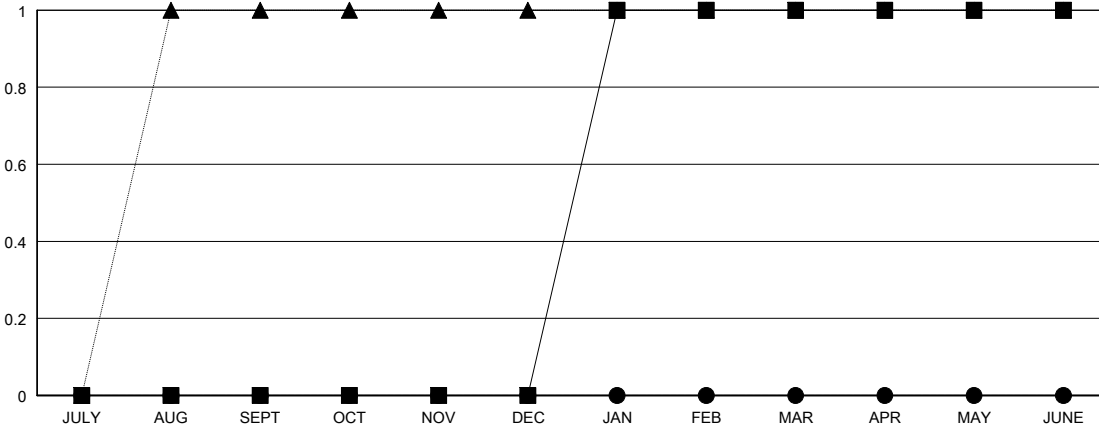
LOCATION INDIANA

GMT CA

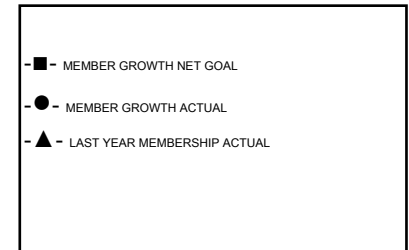
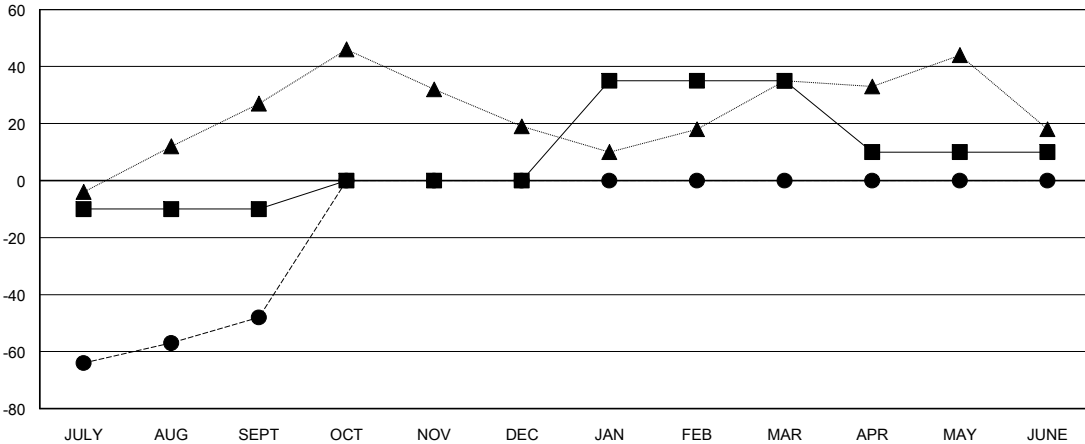
Clubs			
RESULTS FOR 2017-2018			
QUARTER	NEW CLUB GOAL	NEW CLUBS	DROPPED CLUBS
JULY/AUG/SEPT	0	0	0
OCT/NOV/DEC	0	0	0
JAN/FEB/MAR	1	0	0
APR/MAY/JUNE	0	0	0

Members			
RESULTS FOR 2017-2018			
QUARTER	MEMBER GROWTH NET GOAL	MEMBER GROWTH ACTUAL	DROPPED MEMBERS ACTUAL (including transfers)
JULY/AUG/SEPT	-10	32	80
OCT/NOV/DEC	10	0	0
JAN/FEB/MAR	35	0	0
APR/MAY/JUNE	-25	0	0

GOALS AND ACTUAL NEW CLUBS CUMULATIVE



GOALS AND ACTUAL MEMBERS CUMULATIVE



DROPPED CLUBS: 0

15 CLUBS OF 52 ADDED 1 OR MORE NEW MEMBERS

GENDER DISTRIBUTION	
MALE	1,066 (71.98%)
FEMALE	415 (28.02%)
Women Percentage Fiscal Year Goal: 27%	

DROPPED MEMBERS	
DECEASED	5
CLUB CANCELLED	0
OTHER	75
TOTAL	80

[CLICK HERE FOR CUMULATIVE MEMBERSHIP DATA](#)

TOTAL FAMILY UNIT MEMBERS	321
FAMILY MEMBERS PAYING HALF DUES	163